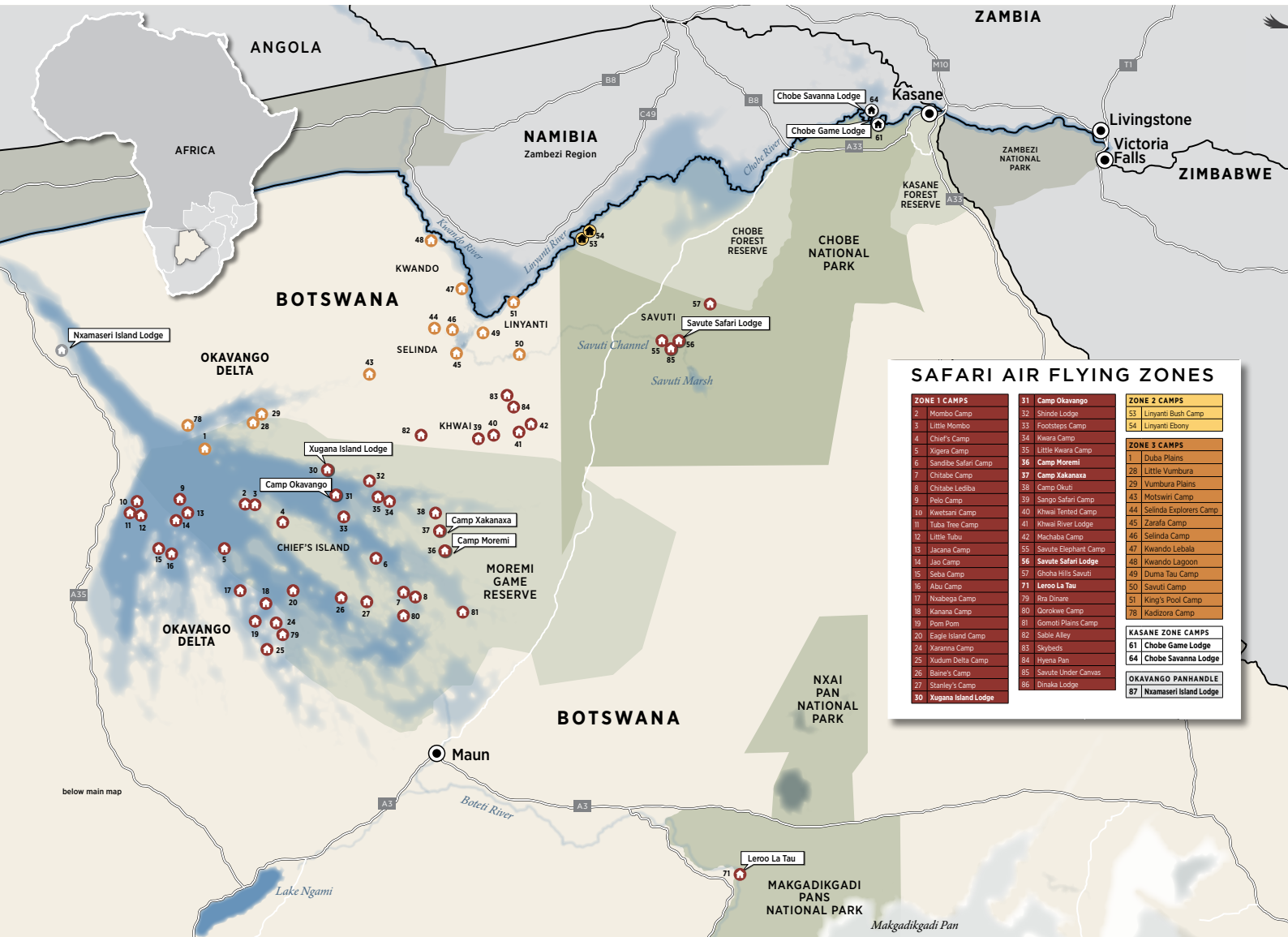


# SAFARI AIR

## CONNECTING DESERT & DELTA SAFARIS CAMPS



SAFARI AIR FLYING ZONES		
<b>ZONE 1 CAMPS</b>	<b>31 Camp Okavango</b>	<b>ZONE 2 CAMPS</b>
2 Mombo Camp	32 Shinde Lodge	53 Linyanti Bush Camp
3 Little Mombo	33 Footsteps Camp	54 Linyanti Ebony
4 Chief's Camp	34 Kwara Camp	<b>ZONE 3 CAMPS</b>
5 Xigera Camp	35 Little Kwara Camp	1 Dube Plains
6 Sandibe Safari Camp	36 Camp Moremi	28 Little Vumbura
7 Chitabe Camp	37 Camp Xakanaxa	29 Vumbura Plains
8 Chitabe Lediba	38 Camp Okuti	43 Motswiri Camp
9 Pele Camp	39 Sango Safari Camp	44 Selinda Explorers Camp
10 Kwetsani Camp	40 Kwaiwa Tented Camp	45 Zarafa Camp
11 Tuba Tree Camp	41 Kwaiwa River Lodge	46 Selinda Camp
12 Little Taba	42 Mochaba Camp	47 Kwando Lebala
13 Jaoana Camp	43 Savute Elephant Camp	48 Kwando Lagoon
14 Jao Camp	44 Savute Safari Lodge	49 Duma Tau Camp
15 Sebua Camp	45 Ghoeba Hills Savuti	50 Savuti Camp
16 Abu Camp	46 Leroo La Tau	51 King's Pool Camp
17 Nvabegwi Camp	47 Roo Dinare	52 Kaitzora Camp
18 Kanana Camp	48 Oorokwe Camp	<b>KASANE ZONE CAMPS</b>
19 Pom Pom	49 Gomoti Plains Camp	61 Chobe Game Lodge
20 Eagle Island Camp	50 Sabie Alley	64 Chobe Savanna Lodge
24 Xaranna Camp	51 Skybeds	<b>OKAVANGO PANHANDLE</b>
25 Xudum Delta Camp	52 Hyena Pan	87 Nxamaseri Island Lodge
26 Baile's Camp	53 Savute Under Canvas	
27 Stanley's Camp	54 Dinala Lodge	
30 Xugana Island Lodge		

## SAFARI AIR CONNECTION SCHEDULE

Safari Air operates a daily seat in plane, scheduled air charter service allowing guests to seamlessly connect between our camps and the arrival/departure hubs of Maun and Kasane. Private charter services are also available on request for clients looking for more flexibility on their flight times and routings.

Maun

### ESTIMATED FLIGHT TIMES BETWEEN CAMPS & AIRPORTS

25	Camp Okavango					
30	5	Xugana Island Lodge				
20	10	10	Camp Moremi / Camp Xakanaxa			
40	30	25	25	Savute Safari Lodge		
30	45	45	40	50	Leroo La Tau	
60	35	35	45	60	90	Nxamaseri Island Lodge
70	60	60	55	30	65	95
						Kasane

NOTE: These timings are based on direct routings between camps. Actual flight times may vary depending on clients actual routing.



Empowering Botswana Through Tourism

DESERT & DELTA SAFARIS

RESERVATIONS  
[+267] 680 1494  
info@desertdelta.com

MARKETING  
[+267] 686 1559  
marketing@desertdelta.com

SIGN UP TO THE **AGENT PORTAL** FOR ACCESS TO OUR MEDIA LIBRARY, PROPERTY INFORMATION AND MORE.

FOLLOW OUR JOURNEY [desertdelta.com](https://www.desertdelta.com)



**FLIGHT TIMES:** Flight departure times from camps and the airport hubs of Maun and Kasane are based on various factors including regional flight arrivals/departures as well as the number of movements required between camps. Flight times are therefore only finalised the day prior and communicated to guests in camp. Guest arriving in Botswana off regional flights will be met by Safari Air representatives and assisted with their onward movements.

**FLIGHT ROUTING:** It is important to note that due to the number of movements operated by Safari Air, guests may make up to three stops when transferring between camps. Should they prefer a direct routing, private charter flights can be booked separately.

## SAFARI AIR LUGGAGE RESTRICTIONS

**IT IS OF VITAL IMPORTANCE THAT ALL GUESTS TRAVELING WITH DESERT & DELTA SAFARIS STRICTLY ADHERE TO THE LUGGAGE LIMITS AND REGULATIONS AS STIPULATED BELOW.**

LUGGAGE RESTRICTIONS	
LUGGAGE WEIGHT LIMIT PER PERSON	20 kg's - total weight inclusive of luggage and hand luggage/camera equipment.
LUGGAGE TYPE	Soft sided, non-rigid bag*
LUGGAGE DIMENSIONS	30cm high x 45cm wide x 65cm long.

*Should travellers have bags with wheels please ensure that the frame supporting the wheels at the back is not a rigid/solid frame.*

### WEIGHT LIMIT

Please take careful note of this information and advise all travellers of our **20KG LUGGAGE LIMIT APPLICABLE TO ALL SAFARI AIR CHARTER FLIGHTS.**

**PLEASE NOTE: THIS IS THE TOTAL WEIGHT INCLUDING BOTH LUGGAGE AND HAND LUGGAGE/CAMERA EQUIPMENT.**

This is a safety requirement due to the sensitive weight and balance checks on the small aircraft and must be strictly adhered to. Travelers who require additional luggage must pre-book and pay for this on confirmation of the reservation.

We would like to remind you that complimentary laundry services are available in all camps and lodges.

### LUGGAGE DIMENSIONS

The maximum dimensions of the soft bags is as follows: 30cm (12 inches) high x 45cm (18 inches) wide and 65cm (26 inches) long. Please keep in mind that the baggage compartments on most of the light aircraft are only 30cm (12 inches) high, so the pilots must have the ability to manipulate the bag into the compartment.



**SOFT BAG DIMENSIONS**





**NO HARD BODY  
CASES**



**SOFT SIDED BAGS**



## LUGGAGE TYPE

Large suitcases and rigid, inflexible luggage cannot be transported in our aircraft. Wheeled bags are accepted provided the frame supporting the wheels is not rigid. The reason for this restriction is all luggage has to be packed in the belly pods of the aircraft due to safety regulations. Large suitcases and luggage with rigid wheel frames do not fit into the pods.

## HANDLING OF INCORRECT LUGGAGE ON ARRIVAL

Guests who have not adhered to the luggage guidelines as per above, will not be able to depart on the scheduled charter. They will be given the option to book a private charter at additional costs. These are subject to availability of aircraft at the time of booking these flights.

No refunds on the costs paid for missed scheduled charters and or accommodation not provided due to this delay will be provided. Any additional arrangements for transfers, overnight accommodation in Maun or Kasane are for the guests own account.

## EXTRA BAGGAGE OPTIONS

Should guests be travelling with the incorrect luggage, storage facilities are available at the Desert & Delta Safaris Maun office (at no additional charge). Alternatively, travellers with large suitcases and extra luggage can pre-book transport between Maun and Chobe Game Lodge (Kasane) with our reservations team - booked with Sprint Courier/DHL.

The rate is **U\$65.00 PER SUITCASE** from Maun to Chobe Game Lodge or Chobe Game Lodge to Maun. Clients are restricted to a maximum of 1 x suitcase (with a maximum of 23kg / 50lb). Additional suitcases should be charged at the additional rate.

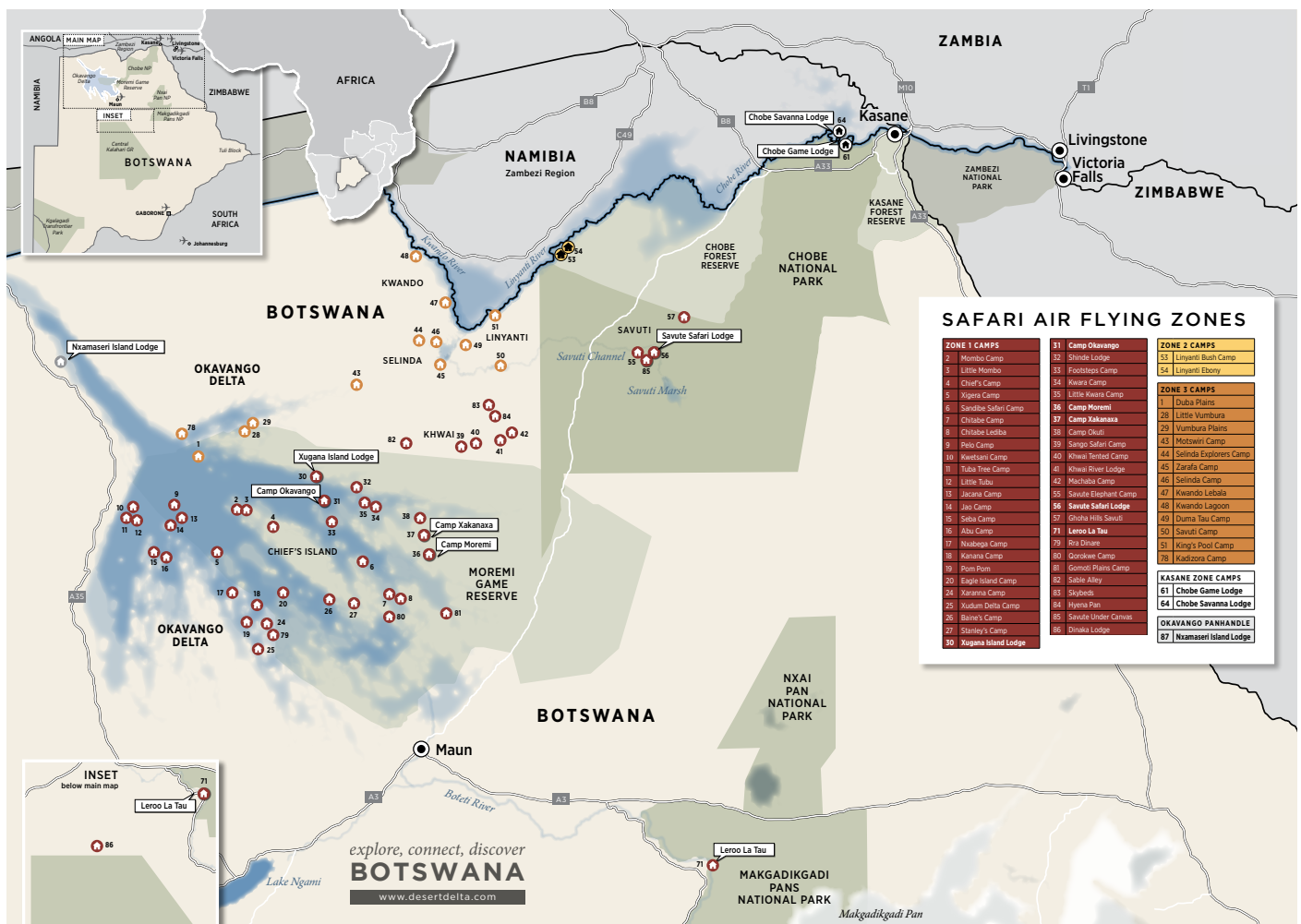
# SAFARI AIR FLYING ZONES (BODDS PACKAGES)

Provided you are booking a Best of Desert & Delta Safaris (BODDS) package, Safari Air will honour the flying rate built within the package from / to any third party property / airstrip in **ZONE 1**.

A list of **ZONE 1** airstrips can be found on the below map.

Connecting to / from camps from **ZONE 2** and **ZONE 3** will attract a surcharge, pricing available on request.

PLEASE NOTE: Additional landing fees may apply to any third party airstrip. Please enquire for further information.



[CLICK HERE TO VIEW LARGER MAP](#)

## EXAMPLE:

The BODDS 4 MM package is based on a Maun to Maun routing. If you wanted to start or end this package in Khwai instead of Maun – the package rate will be the same because the Khwai Airstrip falls into Zone 1. Any additional landing fees charged for the Khwai Airstrip will be charged accordingly.





## SAFARI AIR FLEET

Safari Air operates a fleet of single-engine aircraft including the Gippsland Aeronautics Airvan GA8, Cessna Grand Caravan and Cessna Caravan.



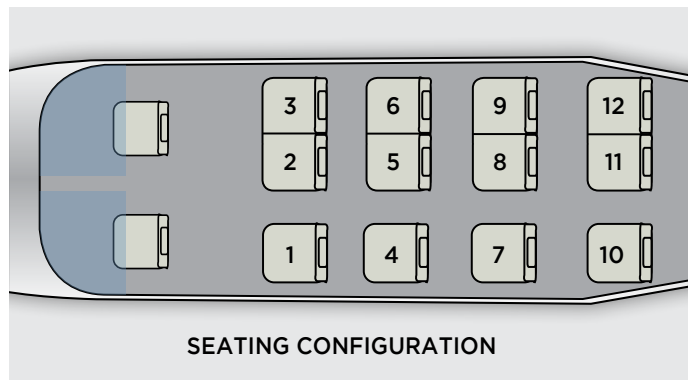
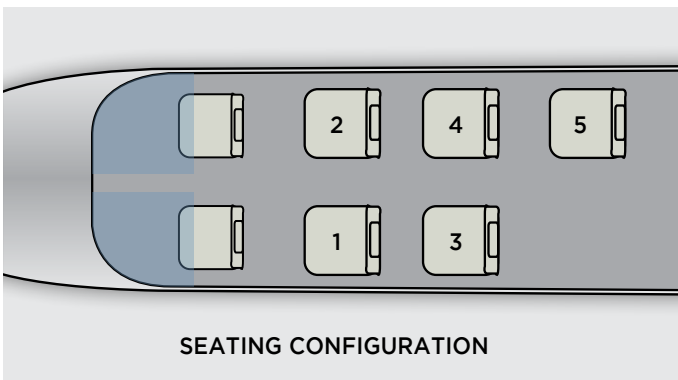
### GIPPSLAND AERONAUTICS AIRVAN GA8

Seats 5 Guests



### CESSNA CARAVAN

Seats 12 Guests



The exact aircraft used for each leg of the scheduled seat in plane services cannot be guaranteed as this is dependent on the number of movements required between the camps and total passenger numbers.

Should clients wish to guarantee a certain aircraft private charters will need to be book at an additional cost.